


CGCW 系列磁性无活塞杆气缸

CGCW Series Magnetism without Piston Pole Cylinder



订购码 | Ordering Code

CGCW	SB	40 X	600	A	2 -	H	2
型号 CGCW: 标准型 CGCWR: 带开关型 Type CGCW: Standard Type CGCWR: With Switch Type	结构形式 SD: 基本型 SA: 单导杆型 SB: 双导杆型 Structure Type SD: Basic Type SA: Single leader Type SB: double leader Type	缸径 Cylinder Bore	行程 Stroke	缓冲器 Buffer φ 20, φ 25: HCH-11412 φ 32, φ 40: HCH-12015	缓冲器数量 Buffer Amount	开关代号 Switch Code E: SR101 F: SR201 G: SR301 H: SR401	开关数量 Switch Amount

特点 | Features

- 1、轴口空间小，特别适用于行程长而安装距离短的场所。
 - 2、无外部泄漏，无污染周围环境。
 - 3、可直接搬送荷重，结构简单、安装方便。
 - 4、替代进口同类产品，广泛应用于塑机，纺织各种自动化机械设备中。
1. Small axle port specially suits occasions of long travel and short installation distance.
 2. No external leak and no pollution of surrounding environment.
 3. Load directly conveyable, simple structure and easy installation.
 4. Substitute for imported similar products, widely applied in plastic machinery, textile and various automation machinery equipment.

规格 | Specification

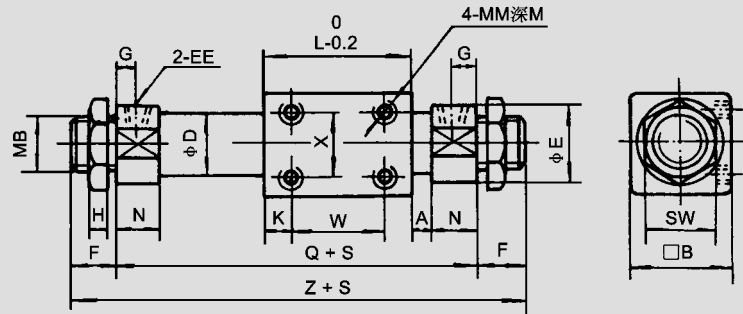
型号 Model	标准型						CGCWR	SA,SB
	CGCW		SD,SA,SB					
内径 Bore (mm)	φ 20、φ 25、φ 32、φ 40							
最大行程 Max. Stroke	-	-	φ 20	φ 25	φ 32	φ 40	-	-
工作压力范围 Operating Pressure Range	SD: 0.15~0.63 MPa SA,SB: 0.2~0.63 MPa							
耐压力 Pressure Resistance	0.945MPa							
使用速度范围 Operating Speed Range	200~700mm/s							
使用温度范围 Operating Temperature Range	-10~+80℃ (但在不冻结条件下 Not freeze Condition)							
工作介质 Working Medium	净化、干燥压缩空气 Depurate, Desiccation Compress Air							
给油 Supply Oil	SD: 两侧缓冲垫片 Buffer Spacer for two side SA,SB: 两侧缓冲垫片+缓冲器 Buffer Spacer + Buffer for two side							
缓冲机构 Buffer Setup	不需要 Not Necessary							
磁铁保持力 magnet retentiveness	-	-	220	340	560	880	-	-
活塞脱开压力 Piston Disengage Pressure	-	-	0.7	0.7	0.7	0.7	-	-

CGCW 系列磁性无活塞杆气缸

CGCW Series Magnetism without Piston Pole Cylinder

外形尺寸 | Overall Dimension

CGCW SD (基本型 Basic Type)

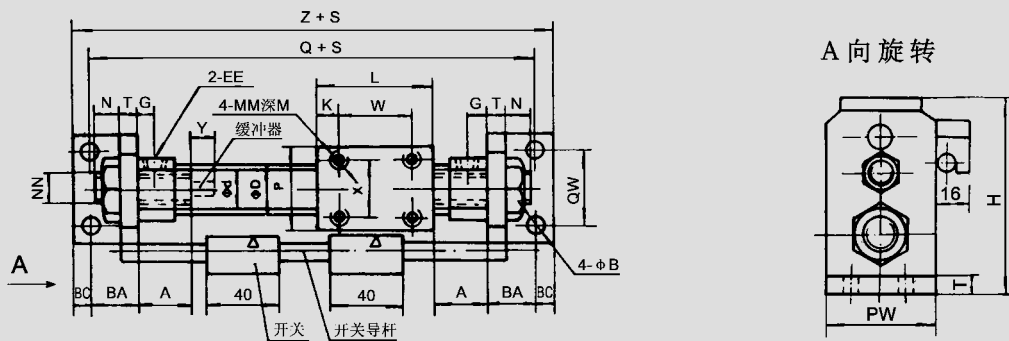


尺寸表 | Dimension Sheet

缸径 Bore	D	A	B	E	EE	F	G	H	K	L	M	MB	MM	N	Q	SW	W	X	Z
φ 20	23	6	45	28	G1/8"	14	8	7	11	62	8	M22 × 1.5	M5	16	104	30	40	30	134
φ 25	28	6	50	34	G1/8"	14	8	7	10	70	8	M22 × 1.5	M5	16	113	30	50	30	143
φ 32	32	7	60	40	G1/8"	15	8	8	15	80	10	M24 × 2	M6	16	125	32	50	40	157
φ 40	44	7	70	49	G1/4"	18	10	9	12	84	10	M30 × 2	M6	22	139	41	60	40	179

CGCW SA (单导杆型 Single Leader Type)

CGCWR SA (带开关单导杆型 Single Leader Type With Switch)



缸径 Bore	D	d	A	B	BA	BC	EE	G	H	K	L	M	MM	N	NN	P	PW	Q	QW	T	W	X	Y	Z
φ 20	23	16	19.5	6.5	15	10	G1/8"	8	106	11	62	8	M5	66.5	M14 × 1.5	40	50	156	40	3.2	40	30	12	176
φ 25	28	20	20	6.5	15	10	G1/8"	8	114	10	70	8	M5	66.5	M14 × 1.5	45	55	165	40	3.2	50	30	12	185
φ 32	36	20	22	6.5	26	10	G1/8"	8	140	15	80	10	M6	81	M20 × 1.5	60	70	177	45	4	50	40	15	192
φ 40	44	25	27	6.5	26	10	G1/4"	10	160	12	84	10	M6	76	M20 × 1.5	70	80	191	50	4.5	60	40	15	211

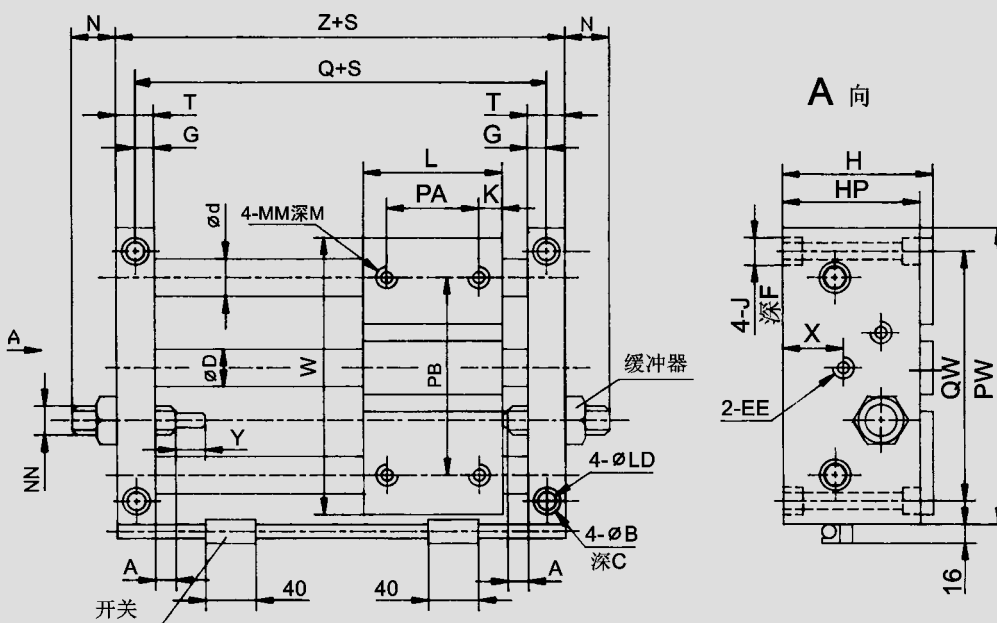
CGCW 系列磁性无活塞杆气缸

CGCW Series Magnetism without Piston Pole Cylinder

外形尺寸 | Overall Dimension

CGCW
SB (双导杆型 Double Leader Type)

CGCWR
SB (带开关双导杆型 Double Leader Type With Switch)



尺寸表 | Dimension Sheet

缸径 Bore	D	d	A	B	C	EE	F	G	H	HP	J	K	L	LD
φ 20	23	16	5	14	9	G1/8"	15	10	54	51	M10	17	62	8.7
φ 25	28	20	5	14	9	G1/8"	15	10	56	53	M10	15	70	8.7
φ 32	36	20	6.5	14	9	G1/8"	15	12	66	63	M10	15	80	8.7
φ 40	44	25	6.5	14	9	G1/4"	15	12	76	73	M10	17	84	8.7
缸径 Bore	M	MM	N	NN	PA	PB	PW	Q	QW	T	W	X	Y	Z
φ 20	10	M6	70	M14 × 1.5	40	80	133	94	110	20	123	23.5	12	114
φ 25	10	M6	70	M14 × 1.5	40	90	148	103	125	20	138	26	12	123
φ 32	12	M8	80.5	M20 × 1.5	50	105	163	119	140	24	153	32	15	143
φ 40	12	M8	80.5	M20 × 1.5	50	115	173	123	150	24	163	38	15	147