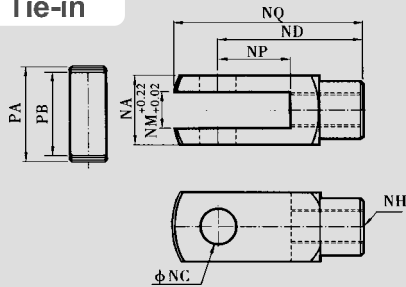


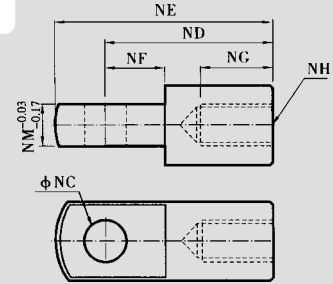
## ISO6431 标准气缸联连附件

ISO6431 Standard Cylinder Joint Accessory

### Y 接头 Tie-in

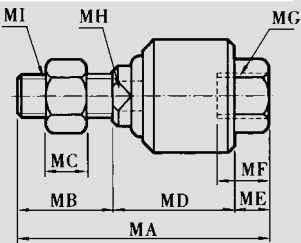


### I 接头 Tie-in



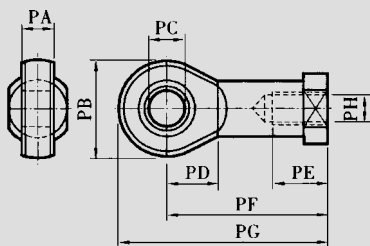
缸径/符号 Bore / Symbol	NA	NC	ND	NE	NG	NH	NM	NP	NQ	PA	PB
32	19	10	40	52	20	M10 × 1.25	10	20	52	26.2	20
40	25.4	12	48	67	20	M12 × 1.25	12	24	62	32.8	26.5
50	32	16	64	89	23	M16 × 1.5	16	32	83	39.3	33
63	32	16	64	89	23	M16 × 1.5	16	32	83	39.3	33
80	44.4	20	80	112	30	M20 × 1.5	20	40	105	53.3	45
100	44.4	20	80	112	30	M20 × 1.5	20	40	105	53.3	45
125	55	30	110	155	56	M27 × 2.0	30	54	148	64	55.6
160	70	35	144	201	72	M36 × 2.0	35	72	191	80	70.6
200	70	35	144	201	72	M36 × 2.0	3	72	191	80	70.6

### 浮动接头 Float Joint



缸径/符号 Bore / Symbol	MA	MB	MC	MD	ME	MF	MG	MH	MI
32	73	20	6	45	8	26	M10 × 1.25	12	M10 × 1.25
40	77	24	7	46	7	26	M12 × 1.25	12	M12 × 1.25
50	106	32	8	62	12	34	M16 × 1.5	19	M16 × 1.5
63	106	32	8	62	12	34	M16 × 1.5	19	M16 × 1.5
80	122	40	10	68	14	42	M20 × 1.5	19	M20 × 1.5
100	122	40	10	68	14	42	M20 × 1.5	19	M20 × 1.5
125	147	54	13.5	77	16	40	M27 × 2.0	24	M27 × 2.0
160	251	72	18	161	18	78	M36 × 2.0	36	M36 × 2.0
200	251	72	18	161	18	78	M36 × 2.0	36	M36 × 2.0

### 鱼眼接头 Fisheye Joint



缸径/符号 Bore / Symbol	PA	PB	PC	PD	PE	PF	PG	PH
32	14	28	10	15	20	43	57	M10 × 1.25
40	16	32	12	17	22	50	66	M12 × 1.25
50	21	42	16	22	28	64	85	M16 × 1.5
63	21	42	16	22	28	64	85	M16 × 1.5
80	25	50	20	26	33	77	102	M20 × 1.5
100	25	50	20	26	33	77	102	M20 × 1.5
125	37	70	30	36	51	110	145	M27 × 2.0
160	43	80	35	41	56	125	165	M36 × 2.0
200	43	50	35	41	56	125	165	M36 × 2.0